

**PRE-ENGINEERED
EASY TO INSTALL
EDGE METAL
SOLUTIONS**





**Streamlining your projects.
Satisfying your customers.**



REDUCING LABOR COSTS & GROWING YOUR PROFITS

Finding the right products that will meet the building requirements, fit within your schedule, and most importantly reduce your labor time can make a big difference to your bottom line. This is especially true in the case of roofing—one of the last steps in the construction process, when time is at a premium.

Contrary to your typical shop fabricated metal, Metal-Era's pre-engineered roof edge systems are designed to maximize contractor efficiencies. With a simple installation process, provided fasteners with all products, and no on-site fabrication required, you can move on to your next project quicker.

Learn more about our roof edge and ventilation systems for your next project by visiting www.metalera.com or call one of our roofing specialists at 800-558-2162.



We help you stay on schedule with effective ordering systems, the largest on-hand inventory in the industry and a nationwide support network. And it all comes with the confidence of being backed by the best wind and performance warranties in the industry.

With Metal-Era, you keep your project moving, your customers happy and your bottom line strong.

THE INDUSTRY'S LARGEST PORTFOLIO OF TESTED ROOFING AND BUILDING ENVELOPE SOLUTIONS.


Designed to Provide Simple Installation and Labor Savings

Largest Onsite Inventory & Quick-to-Ship Options Available

Backed by some of the Strongest Warranties in the Industry

Tested & Approved to Exacting Standards Including ANSI/SPRI/FM 4435/ES-1, FM Approvals, and Maimi-Dade County

**FASCIA | COPING | AIRFLOW/ROOF VENTILATION
WATER CONTROL & DRAINAGE**



Edge Systems **ONE** ECONOMICAL | FAST | TESTED


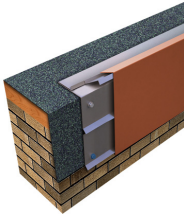


Great Quality at a Price That Fits Your Budget

Developed with the contractor in mind, Edge Systems One® fascia products combine highly engineered and tested products with quick-to-ship convenience and economical pricing.

Our fast lead times and easy installation translate directing into decreased labor costs and enables you and your team move on to other projects more quickly. As a result, you simplify your projects - and maximize your profits.

ESO FASCIA ADVANTAGES

- Includes Metal-Era wind warranty
- Simple, snap-on cover; no crimping needed**
- Eliminates stripping-in or heat welding**
- Manufactured in 12' lengths with pre-punched holes to reduce installation time
- Multiple colors, materials, and sizes available
- Includes all fasteners to ensure proper install and lower material costs

PRODUCT LINE	 ONE EDGE	 ONE EDGE EXTENDED	 ONE DRIP EDGE	 ONE GRAVEL STOP
VERSIONS	<ul style="list-style-type: none"> • Fully Adhered or Mechanically Attached Single-Ply • Built-up or Modified • Stone Ballast Single-Ply* 	<ul style="list-style-type: none"> • Fully Adhered or Mechanically Attached Single-Ply • Built-up or Modified* 	<ul style="list-style-type: none"> • Kynar® • TPO Coated • PVC Coated • TPO Coated (Skirted) • PVC Coated (Skirted) • Flash-Thru 	
WIND WARRANTY	20 Year, 120 MPH	20 Year, 120 MPH	10 Year, 90 MPH	10 Year, 90 MPH
ANSI/SPRI/FM 4435/ES-1 TESTED	X	X	X	X
FM APPROVED	X	X	X	X
MIAMI-DADE COUNTY APPROVED	X	X	X	X

*All products tested except Stone Ballast Fascia and Extended BUR/MOD.

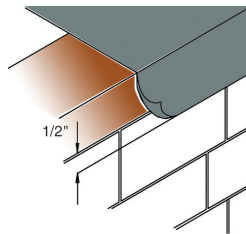
**One Edge and One Edge Extended only.

5-STEP EASY INSTALLATION

One Edge Fascia Single-Ply

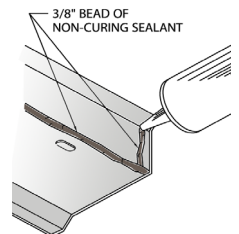
STEP 1

Place membrane over roof edge, fully covering nailer.



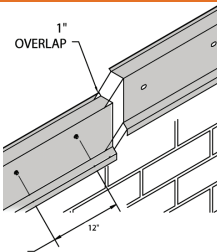
STEP 2

Apply sealant to rail (shown with inside face up).



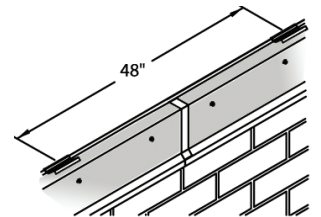
STEP 3

Fasten base rail to nailer through provided slots.



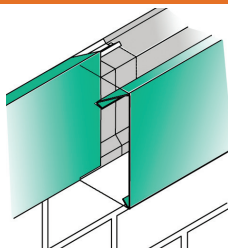
STEP 4

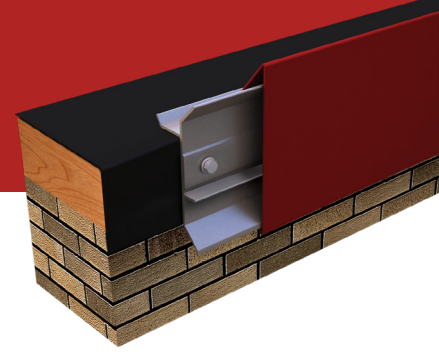
Place spring clips every 4 feet on-center (typical).



STEP 5

Remove protective film from cover; snap onto base rail.





Anchor-Tite

The Best Protection Available for Your Roof Edge


Anchor-Tite® fascia products combine custom engineering and superior performance with an attractive appearance. The patented design of our extruded aluminum anchor bar securely terminates the membrane—providing protection superior to any other shop-fabricated roof edge.







NEW PRODUCT!

Anchor-Tite Fascia with factory-applied butyl strip provides maximum protection against wind up-lift damage and water permeation, as well as reassurance that your water cut-off is being applied constantly and the convenience of mess free, easy installation. Available on Anchor-Tite Standard and HG Fascia for any single-ply membrane application.


ANCHOR-TITE ADVANTAGES

- Lifetime, 215 MPH Wind Warranty
- Simple, snap-on design cover with need to strip-in or heat weld
- Prefabricated miters and accessories ensure proper fit and eliminate field fabrication
- Manufactured in 12' lengths with pre-punched holes to reduce installation time



PRODUCT LINE						
	STANDARD	EXTENDED	HG	CANTED	CANTED EXTENDED	DRIP EDGE
VERSIONS	<ul style="list-style-type: none"> • Fully Adhered or Mechanically Attached Single-Ply (with or w/o Factory-Applied Butyl Strip) • Built-up or Modified 	<ul style="list-style-type: none"> • Fully Adhered or Mechanically Attached Single-Ply • Built-up or Modified 	<ul style="list-style-type: none"> • Fully Adhered or Mechanically Attached Single-Ply (with or w/o Factory-Applied Butyl Strip) • Built-up or Modified 	<ul style="list-style-type: none"> • Galvanized Waterdam • Existing Beveled Wood Nailer* 	<ul style="list-style-type: none"> • Galvanized Waterdam • Existing Beveled Wood Nailer* 	<ul style="list-style-type: none"> • Standard • Pitched (4"/12")**
ANSI/SPRI/FM 4435/ES-1 TESTED	X	X	X	X	X	X
FM APPROVED	X	X	X	X	X	X
MIAMI-DADE COUNTY APPROVED	X	X	X	X	X	X

*Testing done on Galvanized Waterdam version only.
**Testing done on Standard version only.



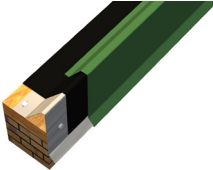

Perma-Tite

Versatile, Economical Products in a Range of Designs, Colors, and Finishes

Perma-Tite® features a distinct design and competitive pricing that makes this line of fascia products the perfect solution for multiple roof conditions. With no exposed fasteners or unsightly cover plates, the clean design prevents migration under the fascia panels and provides proper spacing for thermal movement.

PERMA-TITE FASCIA ADVANTAGES

- 20 Year, 120 MPH Wind Warranty
- Manufactured in 12' lengths to reduce material handling and installation time
- Dual attachment points for added flexibility for roof irregularities
- All fasteners included

PRODUCT LINE	 SYSTEM 200	 SYSTEM 300
VERSIONS	<ul style="list-style-type: none"> • Single-Ply, Snap-on • Single-Ply, Crimp-on 	Built-up or Modified
ANSI/SPRI/FM 4435/ES-1 TESTED	X	X
FM APPROVED	X	X
MIAMI-DADE COUNTY APPROVED	X	X

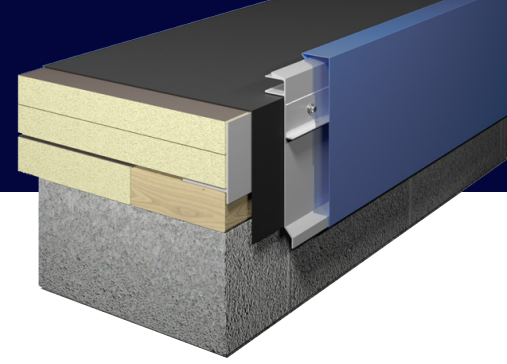


Custom Roof Edges That Inspire

CDS FASCIA ADVANTAGES

- 20 Year, 120 MPH Wind Warranty
- Versions: Bullnose, Cornice, Shadow Line
- Looks great without complicated installation or stripping-in or heat welding

Our Creative Design Series fascia products allow you to choose from unique designs that are perfect for a variety of commercial buildings. These fascia products deliver superior performance and are available in a variety of designs, colors, and materials.



ELIMINAILER®





Premier Envelope Protection

Eliminaailer®-T makes using a wood nailer obsolete. The roof perimeter and corners serve as the first line of defense against severe winds, rain, hail, storms, tornados, hurricanes, and much more. If the edge fails, the entire roof system is in jeopardy.

Replacing old wood nailers at the building perimeter with Eliminaailer-T significantly reduces the risk of failure and helps protect the entire roof system from costly damages and blow off.

ELIMINAILER-T ADVANTAGES

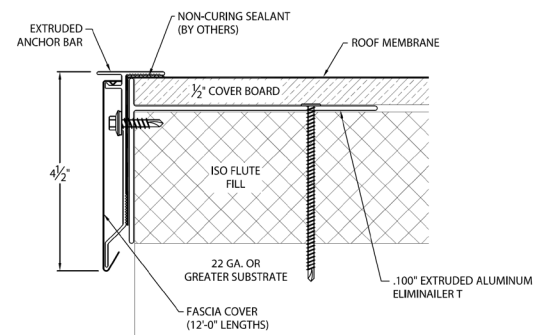
- Lifetime, 215 MPH Wind Warranty
- Heavy gauge extruded aluminum will not warp, crack, split, rot, or deform
- Easy, precise installation with pre-punched holes and fasteners, installing faster than wood nailer
- Continuous insulation to the roof edge
- Used for a variety of applications including simplifying metal roof retrofit projects


PRODUCT LINE	 1.5" FACE HEIGHT	 3" FACE HEIGHT	 5.2" FACE HEIGHT	 METAL ROOF RETROFITS
VERSIONS	<ul style="list-style-type: none"> • 2.5" Flange • 5.5" Flange 	<ul style="list-style-type: none"> • 2.5" Flange • 5.5" Flange 	<ul style="list-style-type: none"> • 4" Flange* • 5.5" Flange* 	<ul style="list-style-type: none"> • 1.5" Pitched • 3" Pitched • 5.2" Non-Pitched*
ANSI/SPRI/FM 4435/ES-1 TESTED	X	X	X*	X*
FM APPROVED	X	X		X**
MIAMI-DADE COUNTY APPROVED	X	X		X**

*Using horizontal pull test, 5.2" version was tested at Metal-Era maxing out at 550 PSF without any sign of failure or deformation.

**Pitched versions only.

ELIMINAILER-T FOR FLUTE-FILLED FEAT. ANCHOR-TITE DRIP EDGE





Edge Systems **ONE** ECONOMICAL | FAST | TESTED

Coping with Your Budget, Schedule, and Time in Mind

Developed with contractors in mind, Edge Systems One is a great alternative to shop-fabricated coping - economically priced, yet made to exacting standards. Our fast lead times and easy installation translate directly into decreased labor costs and enable you and your team to move on to other projects more quickly.

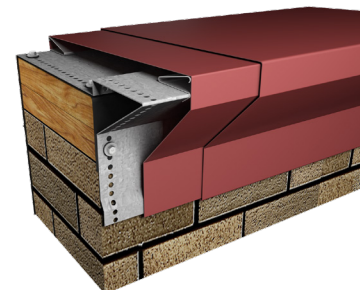
ESO COPING ADVANTAGES

- 10 Year, 90 MPH Wind Warranty
- Versions: Tapered, Flat, Existing Slope
- ANSI/SPRI/FM 4435/ES-1 tested
- FM & Miami-Dade County approved
- Lowers labor costs and improves productivity with fast lead times and easy installation

Creative Design *Series*


Design-Friendly Options to Match Your Building

Creative Design Series is perfect for any commercial building. With its unique designs, it is sure to complement any high-profile building projects.



CDS COPING ADVANTAGES

- 20 Year, 120 MPH Wind Warranty
- Versions: Bold Face, Bullnose, Cornice, Leak-Tite, Reveal, Stone-Look
- Looks great without complicated installation
- Prefabricated miters and accessories ensure proper fit and eliminate field fabrication






Seal-Tite

Superior Water Drainage in Any Weather Conditions

Unique design, superior roof drainage, and quick installation make Seal-Tite stand out from the crowd. With a heavy aluminum gutter strap, Seal-Tite gutters securely supports larger volumes of water and extreme snow and icing conditions, ensuring high performance even in severe weather conditions.

SEAL-TITE GUTTER ADVANTAGES

- Includes manufacturer’s wind warranty
- ANSI/SPRI/GT-1 tested to comply with International Building Code (Gold only)
- Slotted fastening holes to ensure correct fastener placement and spacing
- Prefabricated miters, fasteners, and accessories ensure proper fit and eliminates field fabrication

PRODUCT LINE	 GOLD INDUSTRIAL	 INDUSTRIAL	 LT
VERSIONS	<ul style="list-style-type: none"> • IGG-1 • IGG-2 • IGG-3* • IGG-B 	<ul style="list-style-type: none"> • IG-1 • IG-2 • IG-3* • IG-B 	<ul style="list-style-type: none"> • Half Round • K-Style
WIND WARRANTY	30 Year, 160 MPH	20 Year, 120 MPH	10 Year, 90 MPH
ANSI/SPRI GT-1 TESTED	X		
FM APPROVED	X*	X*	

*FM Approved applies to IGG-1, IGG-2, IGG-B, IG-1, IG-2, IG-B only.

See accessories for information on other water drainage solutions.



Accessories


High-Quality Products to Complete Your Roofing Projects

Designed to provide long-lasting performance, Metal-Era's accessories supply the flexibility to fit any project. Easy to install, our accessories are effective as a complement to our other product lines or as a stand-alone application. Each product comes with a 5-year workmanship warranty and offers the performance and consistency you and your customers rely on.

PRODUCT LINE	 <p>EXPANSION JOINTS</p>	 <p>COUNTERFLASHING</p>	 <p>TERMINATION BAR</p>
VERSIONS	<ul style="list-style-type: none"> • Roof to Wall • Roof to Roof 	<ul style="list-style-type: none"> 1 piece <ul style="list-style-type: none"> • Reglet • Surface Mounted 2 pieces <ul style="list-style-type: none"> • Reglet • Surface Mounted • Thru Wall 	<ul style="list-style-type: none"> • Termination Bar Fascia <ul style="list-style-type: none"> • Extruded • Formed • Paver
PRODUCT LINE	 <p>DRAIN BAR</p>	 <p>WATER DRAINAGE</p>	 <p>OTHER</p>
VERSIONS	<ul style="list-style-type: none"> • Flow-Thru • Garden-Tite (<6") • Garden-Tite (>6") 	<ul style="list-style-type: none"> • Thru-Wall Scupper • Collector Box 1 or 2 • Thru-Wall Scupper w/ Collector Box 1 • Thru-Wall Scupper w/ Collector Box 2 • Custom Scuppers/Boxes Available <ul style="list-style-type: none"> • Industrial Downspout (Closed & Open Face) <ul style="list-style-type: none"> • LT Downspout (Round & Corrugated) • Garden-Tite Inspection Chamber 	<ul style="list-style-type: none"> • Brick Wall Cap (shown) <ul style="list-style-type: none"> • Soffit Cleat • Lightning Rod Brackets

Color Chart


Express Colors *



Standard Colors



Premium Colors



* = Also in Mill Finish
 ■ = Post-Painted
 ● = Energy Star Rated
 = Available in 3 Other Stone Colors

Our colors are deep, rich and true. Made of Valspar's Fluropon® High Performance Hylar 5000®/Kynar 500® finish, they offer the ultimate in resistance against fading and weathering. Custom colors are also available.



THE INDUSTRY'S BEST WARRANTIES

Because every Metal-Era product is carefully designed, fabricated, and tested, we stand by our quality with industry leading wind and performance warranties. Metal-Era warranties are for replacement or repair of any portion of the system that has failed due to a defect in Metal-Era supplied materials. Covers the roof edge for the number of years listed on the roof on which it was originally installed.

PRODUCT LINE	WARRANTY				
	LIFETIME 215 MPH WIND	30 YEAR 160 MPH WIND	20 YEAR 120 MPH WIND	10 YEAR 90 MPH WIND	5 YEAR WORKMANSHIP
ACCESSORIES					X
ANCHOR-TITE (FASCIA & DRIP EDGE)	X				X
CREATIVE DESIGN SERIES (COPING & FASCIA)			X		X
EDGE SYSTEMS ONE (FASCIA)			X		X
EDGE SYSTEMS ONE (COPING, DRIP EDGE, GRAVEL STOP)				X	X
ELIMINAILER-T (WOOD NAILER ALTERNATIVE)	X				X
PERMA-TITE GOLD (COPING)	X				X
PERMA-TITE (COPING & FASCIA)			X		X
SEAL-TITE GOLD (GUTTERS)		X			X
SEAL-TITE (GUTTERS)			X		X
SEAL-TITE LT (GUTTERS)				X	X

*All products listed above include a Kynar® Paint Warranty. Custom post-coated Kynar 500® colors are available with an included 10 year Kynar 500® finish warranty or a 20 year Kynar 500® finish warranty is available upon request.



**Pre-engineered, labor saving
edge metal solutions.**





Metal-Era, Inc.
1600 Airport Road
Waukesha, WI 53188

www.metalera.com
info@metalera.com
800-558-2162

